Match 1 of 3 Rosanna First Innings 5 for 100

SCORE SHEET

MATCH: ROSANNA (UNDAY) v YALLAMBIE SPARROWS — Played At: BANYULE FLATS

Date: 15/3/97 — Round: ~~SEM~~ FI — Section: U12'S — Umpire(s):

Toss Won By: ROSANNA — 1st/2nd Innings of: ROSANNA

Scores at Breaks

TIME In	TIME Out	FEE	BATSMEN	ACTUAL RUNS SCORED	HOW OUT	BOWLER	TOTAL
			1. ROSE M	1131214111114114	RETIRED.		28
			2. ALMATRAH H	11111212	CAUGHT BEHIND.	BLACKWOOD.	11
			3. WADDINGHAM D.	11222131	BOWLED	CRAPPER.	13
			4. SHAW. K.	2111114 1111	BOWLED	ALLEN	15
			5. WESTMORE. J.	3111122 4 1124	BOWLED	PORTER.	24
			6. DUNBAR. S.	13	NOT OUT.		4
			7. PEAKE. B.		RUN OUT.		0
			8. SDRAULIG. C.		NOT OUT.		0
			9.				
			10.				
			11.				

Byes			95
Leg Byes	11111	5	
Wides			
No Balls			5

Wicket Fall	1 for 19	2 for 44	3 for	4 for	5 for	6 for	7 for	8 for	9 for	10 for
Bat. Out	ALMATRAH.	WADDINGHAM	SHAW.							
N.O. Bat.	ROSE	ROSE	WESTMORE							

SUNDRIES

TOTAL SCORE 5/100

OVER TALLY Wickets & Runs

1	0/0	51	
2	0/2	52	
3	0/2	53	
4	0/5	54	
5	0/6	55	
6	0/12	56	
7	0/14	57	
8	0/17	58	
9	1/20	59	
10	1/28	60	
11	1/33	61	
12	1/37	62	
13	1/44	63	
14	2/51	64	
15	2/55	65	
16	2/63	66	
17	2/67	67	
18	2/74	68	
19	2/76	69	
20	2/81	70	
21	2/81	71	
22	3/88	72	
23	3/93	73	
24	5/100	74	
25		75	
26		76	
27		77	
28		78	
29		79	
30		80	
31		81	
32		82	
33		83	
34		84	
35		85	
36		86	
37		87	
38		88	
39		89	
40		90	
41		91	
42		92	
43		93	
44		94	
45		95	
46		96	
47		97	
48		98	
49		99	
50		100	

Total Overs

Innings Time

ACTUAL OVERS BOWLED

BOWLERS	1	2	3	4	Overs	Maiden	Wides	No Balls	Wick.	Runs
1. SKINNER. T.	••• •••	••• ••• m	1•• ••• m	1•• •3• 1 5	4	2			0	11 14 5
2. DOWNEY. J.	•1• ••1 2	1•1 ••1 5	1•3 11• 11	••• 2•1 14	4	0			0	2363 14
3. BLACKWOOD	•2• •2• 2	2X1 21• 7	122 ••• 12	••• ••• M	4	1			1	235 M 12
4. CRAPPER. S.	4•• 11• 7	1•2 •1• 11	X•• 2•4 18	112 1•• 32	4	0			1 1	645 32
5. BUSZARD. P.	•13 ••1 6	11• •1• 8	•1• 1•• 10		3	0			0	532 10
6. PURCELL C	111 •14	14• •11 15			2	0			0	87 15
7. ~~ROBINS. P.~~	~~[illegible]~~									5
8. ALLEN	241 •K•	••1 112 5			2	0			1	72
9. PORTER. B.	•4X 65 7				1	0			1	7

Match 1 of 3 Yallambie First Innings 6 for 109

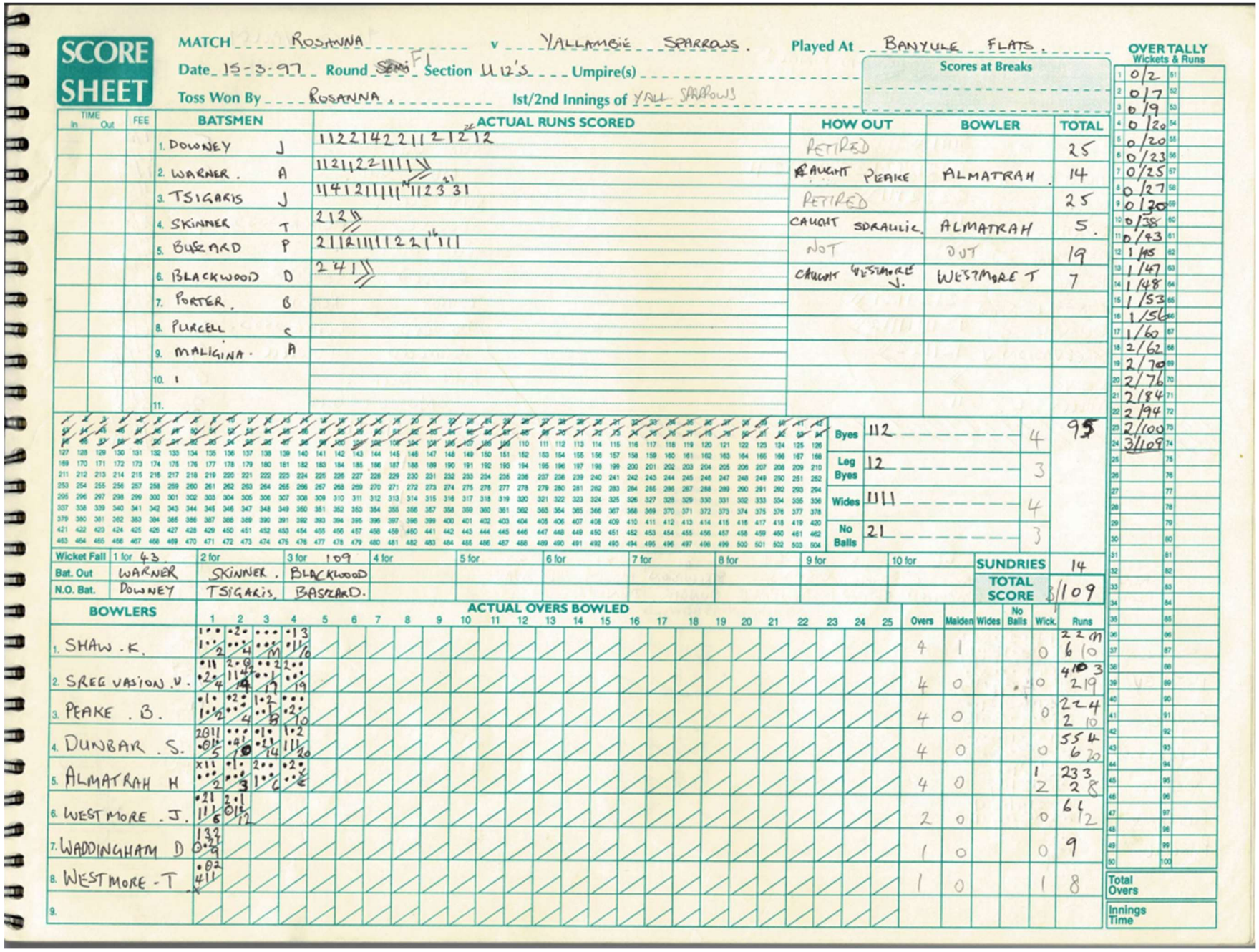

SCORE SHEET

MATCH ROSANNA v YALLAMBIE SPARROWS. Played At BANYULE FLATS.

Date 15-3-97 Round ~~SEMI~~ F1 Section U12's Umpire(s)

Toss Won By ROSANNA. 1st/2nd Innings of YALL SPARROWS

Scores at Breaks

TIME In	TIME Out	FEE	BATSMEN	ACTUAL RUNS SCORED	HOW OUT	BOWLER	TOTAL
			1. DOWNEY J	1122142211212 12	RETIRED		25
			2. WARNER. A	112112211111	CAUGHT PEAKE	ALMATRAH	14
			3. TSIGARIS J	1141211111 11 1231 31	RETIRED		25
			4. SKINNER T	212	CAUGHT SDRALLIC	ALMATRAH	5.
			5. BUSZARD P	2112111112212 111	NOT OUT		19
			6. BLACKWOOD D	241	CAUGHT WESTMORE J.	WESTMORE T	7
			7. PORTER. B				
			8. PURCELL C				
			9. MALIGINA. A				
			10.				
			11.				

Byes	112	4	95
Leg Byes	12	3	
Wides	111	4	
No Balls	21	3	

Wicket Fall	1 for 43	2 for	3 for 109	4 for	5 for	6 for	7 for	8 for	9 for	10 for
Bat. Out	WARNER	SKINNER.	BLACKWOOD							
N.O. Bat.	DOWNEY	TSIGARIS.	BASZARD.							

SUNDRIES 14

TOTAL SCORE 3/109

ACTUAL OVERS BOWLED

BOWLERS	Overs	Maiden	Wides	No Balls	Wick.	Runs
1. SHAW. K.	4	1			0	22 M 6 10
2. SREEVASTAVA. V.	4	0			0	4 10 3 2 19
3. PEAKE. B.	4	0			0	22 4 2 10
4. DUNBAR. S.	4	0			0	55 4 6 20
5. ALMATRAH H	4	0		1	2	23 3 2 8
6. WESTMORE. J.	2	0			0	6 4 12
7. WADDINGHAM D	1	0			0	9
8. WESTMORE. T	1	0			1	8
9.						

OVER TALLY

Wickets	Runs
1	0/2
2	0/7
3	0/9
4	0/20
5	0/20
6	0/23
7	0/25
8	0/27
9	0/30
10	0/38
11	0/43
12	1/45
13	1/47
14	1/48
15	1/53
16	1/56
17	1/60
18	2/62
19	2/70
20	2/76
21	2/84
22	2/94
23	2/100
24	3/109

Total Overs

Innings Time

Match 2 of 3 Rosanna First Innings 9 for 89

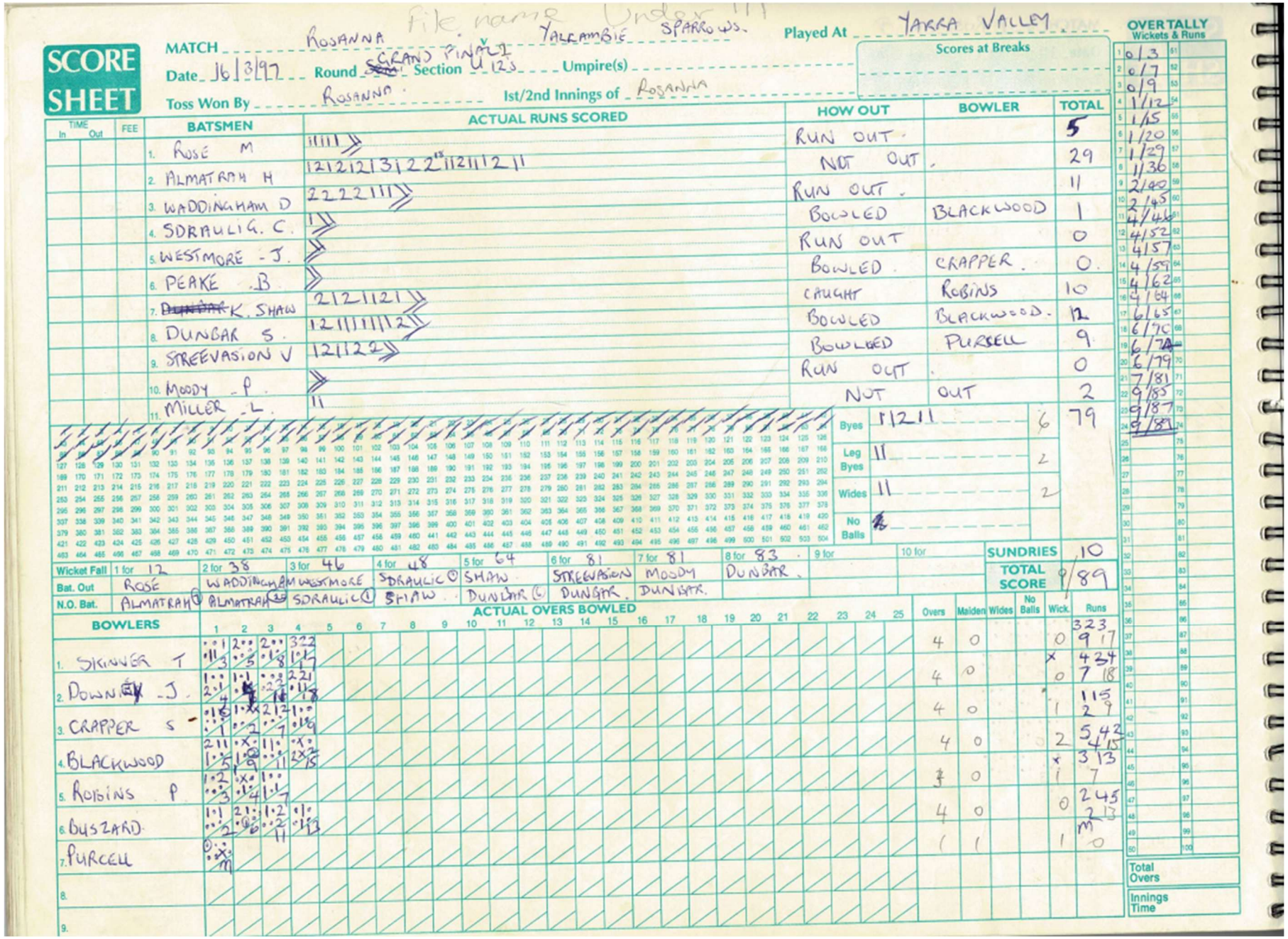

SCORE SHEET

MATCH Rosanna v Yallambie Sparrows. Played At Yarra Valley

Date 16/3/97 Round ~~Semi~~ Grand Final Section U12s Umpire(s)

Toss Won By Rosanna 1st/2nd Innings of Rosanna

Scores at Breaks

BATSMEN	ACTUAL RUNS SCORED	HOW OUT	BOWLER	TOTAL
1. Rose M	11111	Run out		5
2. Almatrah H	12121213122*11211211	Not out		29
3. Waddingham D	2222111	Run out		11
4. Sdraulig C	1	Bowled	Blackwood	1
5. Westmore J		Run out		0
6. Peake B		Bowled	Crapper	0
7. ~~Dunbar~~ K. Shaw	2121121	Caught	Robins	10
8. Dunbar S	121111112	Bowled	Blackwood	12
9. Streevasion V	12122	Bowled	Purcell	9
10. Moody P		Run out		0
11. Miller L	11	Not out		2

Byes	11211	6
Leg Byes	11	2
Wides	11	2
No Balls		
		79
SUNDRIES		10
TOTAL SCORE		9/89

Wicket Fall	1 for 12	2 for 38	3 for 46	4 for 48	5 for 64	6 for 81	7 for 81	8 for 83	9 for	10 for
Bat. Out	Rose	Waddingham	Westmore	Sdraulic (1)	Shaw	Streevasion	Moody	Dunbar		
N.O. Bat.	Almatrah (1)	Almatrah (2)	Sdraulic (1)	Shaw	Dunbar (6)	Dunbar	Dunbar			

ACTUAL OVERS BOWLED

BOWLERS	Overs	Maiden	Wides	No Balls	Wick.	Runs
1. Skinner T	4	0			0	323 917
2. Downey J	4	0			x 0	434 718
3. Crapper S	4	0			1	115 29
4. Blackwood	4	0			2	542 415
5. Robins P	3	0			x 1	313 7
6. Buszard	4	0			0	245 213
7. Purcell	1	1			1	m 0
8.						
9.						

OVER TALLY Wickets & Runs

1	0/3	51	
2	0/7	52	
3	0/9	53	
4	1/12	54	
5	1/15	55	
6	1/20	56	
7	1/29	57	
8	1/36	58	
9	2/40	59	
10	2/45	60	
11	4/46	61	
12	4/52	62	
13	4/57	63	
14	4/59	64	
15	4/62	65	
16	4/64	66	
17	6/65	67	
18	6/70	68	
19	6/72	69	
20	6/79	70	
21	7/81	71	
22	9/85	72	
23	9/87	73	
24	9/89	74	
25		75	
26		76	
27		77	
28		78	
29		79	
30		80	
31		81	
32		82	
33		83	
34		84	
35		85	
36		86	
37		87	
38		88	
39		89	
40		90	
41		91	
42		92	
43		93	
44		94	
45		95	
46		96	
47		97	
48		98	
49		99	
50		100	

Total Overs

Innings Time

Match 2 of 3 Yallambie First Innings 6 for 69

SCORE SHEET

MATCH: ROSANNA v YALLAMBIE SPARROWS — Played At: YARRA VALLEY

Date: 16/3/97 — Round: GRAND FINAL — Section: U12's — Umpire(s):

Toss Won By: ROSANNA — 1st/2nd Innings of: YALL SPARROWS

Scores at Breaks

TIME In	TIME Out	FEE	BATSMEN	ACTUAL RUNS SCORED	HOW OUT	BOWLER	TOTAL
			1. DOWNEY J	122121	ROSE CAUGHT BEHIND	SHAW	9
			2. WARNER		BOWLED	SHAW	0
			3. TSIGARIS J		BOWLED	STREEVASION	0
			4. SKINNER	21242	BOWLED	PEAKE	11
			5. BUSZARD P	1212111 2112242 1	Retired		25
			6. BLACKWOOD D		BOWLED	PEAKE	0
			7. ROBBINS P	11121	BOWLED	WESTMORE	6
			8. RURCELL C	12 1 12121	NOT OUT		11
			9. MALIGINA M				
			10. LEE A.				
			11. CRAPPER S				

Byes	11	2
Leg Byes	11	2
Wides	1	1
No Balls	2	2
		62

Wicket Fall	1 for 0	2 for 11	3 for 9	4 for 31	5 for 31	6 for	7 for	8 for	9 for	10 for
Bat. Out	WARNER	TSIGARIS	DOWNEY	SKINNER	BLACKWOOD					
N.O. Bat.	DOWNEY (c)	DOWNEY	SKINNER (c)	BUSZARD (c)	BUSZARD (c)					

SUNDRIES: 7

TOTAL SCORE: 6/69

BOWLERS — ACTUAL OVERS BOWLED

BOWLER	Overs	Maiden	Wides	No Balls	Wick.	Runs
1. SHAW K.	4	3			2	5
2. STREEVASION V	4	1		2	1	12
3. PEAKE B.	4	1	1		2	3
4. ALMATRAH H.	4	1			0	4
5. DUNBAR S.	4	0			0	12
6. WESTMORE J.	4	0			1	3
7.						
8.						
9.						

OVER TALLY (Wickets & Runs)

1	1/0	51	
2	1/3	52	
3	1/8	53	
4	1/10	54	
5	1/10	55	
6	2/11	56	
7	3/11	57	
8	3/11	58	
9	3/15	59	
10	3/15	60	
11	3/16	61	
12	3/21	62	
13	3/29	63	
14	3/31	64	
15	5/32	65	
16	5/35	66	
17	5/37	67	
18	5/40	68	
19	5/42	69	
20	6/43	70	
21	6/47	71	
22	6/54	72	
23	6/62	73	
24	6/69	74	
25		75	
26		76	
27		77	
28		78	
29		79	
30		80	
31		81	
32		82	
33		83	
34		84	
35		85	
36		86	
37		87	
38		88	
39		89	
40		90	
41		91	
42		92	
43		93	
44		94	
45		95	
46		96	
47		97	
48		98	
49		99	
50		100	

Total Overs

Innings Time

Match 3 of 3 (Decider) Rosanna First Innings 7 for 97

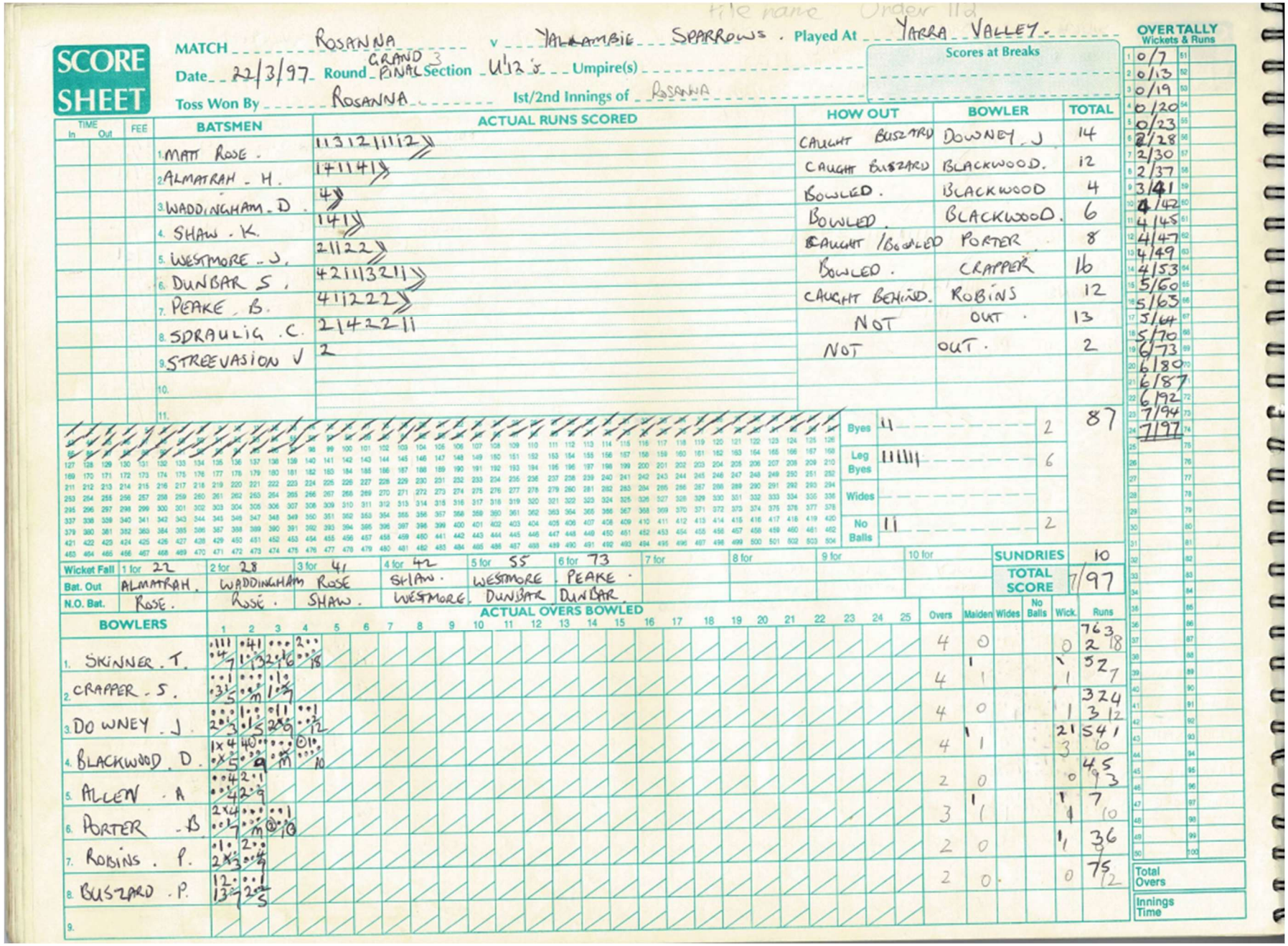

SCORE SHEET

File name Order 112

MATCH Rosanna v Yallambie Sparrows . Played At Yarra Valley.

Date 22/3/97 Round Grand Final 3 Section U12's Umpire(s)

Toss Won By Rosanna 1st/2nd Innings of Rosanna

Scores at Breaks

BATSMEN	ACTUAL RUNS SCORED	HOW OUT	BOWLER	TOTAL
1. Matt Rose	1131211112	Caught Buszard	Downey J	14
2. Almatrah H.	141141	Caught Buszard	Blackwood D.	12
3. Waddingham D.	4	Bowled	Blackwood	4
4. Shaw K.	141	Bowled	Blackwood	6
5. Westmore J.	21122	Caught / Bowled	Porter	8
6. Dunbar S.	421113211	Bowled	Crapper	16
7. Peake B.	411222	Caught Behind	Robins	12
8. Sdraulig C.	21422211	Not Out		13
9. Streevasion V	2	Not Out		2
10.				
11.				

Byes	4	2
Leg Byes	11111	6
Wides		
No Balls	11	2
		87

Wicket Fall	1 for 22	2 for 28	3 for 41	4 for 42	5 for 55	6 for 73	7 for	8 for	9 for	10 for
Bat. Out	Almatrah	Waddingham	Rose	Shaw	Westmore	Peake				
N.O. Bat.	Rose	Rose	Shaw	Westmore	Dunbar	Dunbar				

SUNDRIES 10

TOTAL SCORE 7/97

ACTUAL OVERS BOWLED

BOWLERS	Overs	Maiden	Wides	No Balls	Wick	Runs
1. Skinner T.	4	0			0	763 2 18
2. Crapper S.	4	1			1 1	52 7
3. Downey J.	4	0			1	324 3 12
4. Blackwood D.	4	1			21 3	541 10
5. Allen A.	2	0			0	45 9 3
6. Porter B.	3	1			1 1	7 10
7. Robins P.	2	0			1	36 9
8. Buszard P.	2	0			0	75 12
9.						

OVER TALLY Wickets & Runs

1	0/7	51	
2	0/13	52	
3	0/19	53	
4	0/20	54	
5	0/23	55	
6	2/28	56	
7	2/30	57	
8	2/37	58	
9	3/41	59	
10	4/42	60	
11	4/45	61	
12	4/47	62	
13	4/49	63	
14	4/53	64	
15	5/60	65	
16	5/63	66	
17	5/64	67	
18	5/70	68	
19	6/73	69	
20	6/80	70	
21	6/87	71	
22	6/92	72	
23	7/94	73	
24	7/97	74	
25		75	
26		76	
27		77	
28		78	
29		79	
30		80	
31		81	
32		82	
33		83	
34		84	
35		85	
36		86	
37		87	
38		88	
39		89	
40		90	
41		91	
42		92	
43		93	
44		94	
45		95	
46		96	
47		97	
48		98	
49		99	
50		100	

Total Overs

Innings Time

Match 3 of 3 (Decider) Yallambie First Innings All Out 57

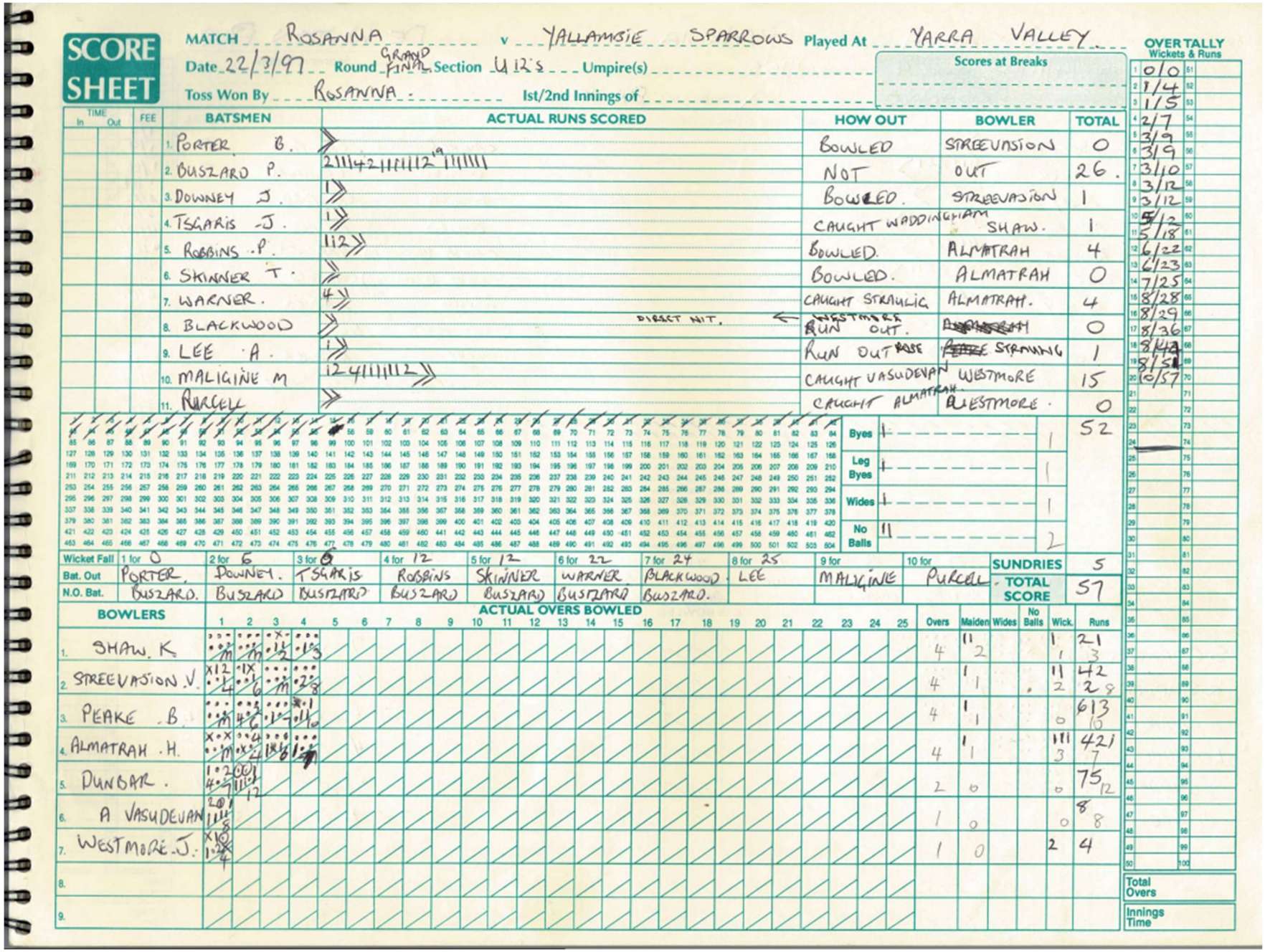

SCORE SHEET

MATCH Rosanna v Yallambie Sparrows Played At Yarra Valley

Date 22/3/97 Round Grand Final Section U 12's Umpire(s)

Toss Won By Rosanna 1st/2nd Innings of

Scores at Breaks

BATSMEN	ACTUAL RUNS SCORED	HOW OUT	BOWLER	TOTAL
1. Porter B.		Bowled	Streevasion	0
2. Buszard P.	2111421111112 19 1111111	Not	Out	26.
3. Downey J.	1	Bowled.	Streevasion	1
4. Tsgaris J.	1	Caught Waddingham	Shaw.	1
5. Robbins P.	112	Bowled.	Almatrah	4
6. Skinner T.		Bowled.	Almatrah	0
7. Warner.	4	Caught Straulig	Almatrah.	4
8. Blackwood	DIRECT HIT.	Run Out.	Westmore ~~Almatrah~~	0
9. Lee A.	1	Run Out	~~Lee~~ Straulig	1
10. Maligine M	12411111	Caught Vasudevan	Westmore	15
11. Purcell		Caught Almatrah.	Westmore.	0

Byes	1	1
Leg Byes	1	1
Wides	1	1
No Balls	11	2
		52

Wicket Fall	1 for 0	2 for 6	3 for 6	4 for 12	5 for 12	6 for 22	7 for 24	8 for 25	9 for	10 for
Bat. Out	Porter.	Downey.	Tsgaris	Robbins	Skinner	Warner	Blackwood	Lee	Maligine	Purcell
N.O. Bat.	Buszard.	Buszard	Buszard	Buszard	Buszard	Buszard	Buszard.			

SUNDRIES 5

TOTAL SCORE 57

BOWLERS	Overs	Maiden	Wides	No Balls	Wick.	Runs
1. Shaw. K	4	2			1	21
2. Streevasion V.	4	1			11 2	42 28
3. Peake B.	4	1			0	613 10
4. Almatrah H.	4	1			111 3	421 7
5. Dunbar.	2	0			0	75 12
6. A Vasudevan	1	0			0	8 8
7. Westmore J.	1	0			2	4
8.						
9.						

OVER TALLY Wickets & Runs

1	0/0	51	
2	1/4	52	
3	1/5	53	
4	2/7	54	
5	3/9	55	
6	3/9	56	
7	3/10	57	
8	3/12	58	
9	3/12	59	
10	5/12	60	
11	5/18	61	
12	6/22	62	
13	6/23	63	
14	7/25	64	
15	8/28	65	
16	8/29	66	
17	8/36	67	
18	8/44	68	
19	8/51	69	
20	10/57	70	
21		71	
22		72	
23		73	
24		74	
25		75	
26		76	
27		77	
28		78	
29		79	
30		80	
31		81	
32		82	
33		83	
34		84	
35		85	
36		86	
37		87	
38		88	
39		89	
40		90	
41		91	
42		92	
43		93	
44		94	
45		95	
46		96	
47		97	
48		98	
49		99	
50		100	

Total Overs

Innings Time